


Master Slider

Version 1, build #4, 2023-05-15




PM Master Slider does not process or output any signal, because it is destined for only use with *Adroit Synthesis'* **Tandem** module.

That **Tandem** module can link one control (knob, slider or button) to another, even bidirectionally. Even different types can be paired.

As master control **PM Master Slider** has to be linked to at least one **Tandem** module. By the Master Slider, coupled controls will change their states according preset voltage ranges that on **PM Master Slider** and on **Tandem**. Advantage of **PM Master Slider** is, that it can also be operated by a control voltage. This way slave controls can be operated electrically, that do not provide any CV input.

This module comes with three select-able skins. A skin change forces skin change of all other P.moon Master Control modules on your computer.



The only job of the Master Slider is to serve as link-able object for *Adroit Synthesis'* **Tandem** module.

Master label is editable. After a double click on it, you can enter a label text.



Without any cable connected to input jack, preset knob values do not effect Master Slider function. When a cable is connected, the Master Slider gets disabled for manual operation.

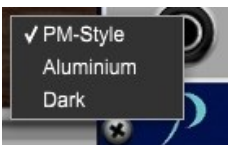
The *min* knob sets the input voltage, that will set the Master Slider to it's minimum (0.0). The *max* knob sets the value, input voltage sets Master Slider to it's maximum (1.0).

min = -10.00 to +9.99 (default: 0.00)

max = -9.99 to +10.00 (default: 5.00)



When the mouse cursor moves on the area of the P.moon logo, a red frame appears.



A right click on the logo opens the skin menu. The actual skin name is marked with a hook. If you click on another skin name with left mouse button, that skin will be loaded for this module and for all other Master Control modules on your computer. A left click to anywhere else closes the menu without changing the skin.